

RIPLEY'S
Believe It or Not![®]

DESIGN AND DEVELOPMENT PACKAGE

DESIGN DEVELOPMENT DRAWINGS
NOT FOR CONSTRUCTION
FIELD VERIFY ALL MEASUREMENTS

WILLARD WIGAN
MICROSCULPTOR

WILLARD WIGAN TRAVELING SHOW

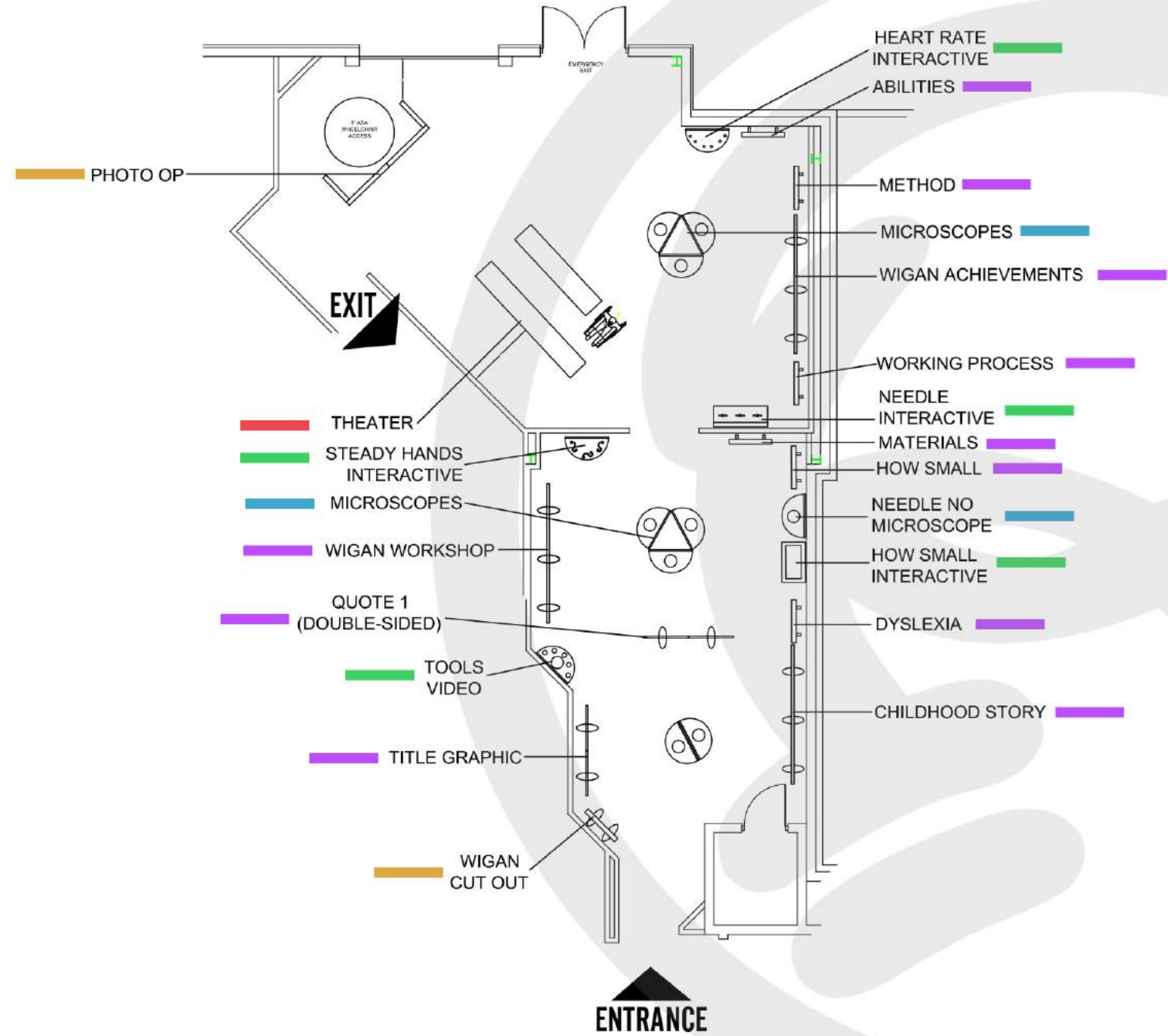
DESIGN & DEVELOPMENT PACKAGE - ORLANDO - 3-2020

DRAWN BY: CHRISTIE COYLE

RIPLEY

ENTERTAINMENT, INC.
7576 KINGSPONTE PKWY #188
ORLANDO, FLORIDA 32819
(407) 345-8010

WWW.RIPLEYS.COM



Wigan Assets Legend

STORY PANELS	3' PANELS (6)	DYSLEXIA HOW SMALL ABILITIES WORKING PROCESS MATERIALS METHOD
	10' PANELS (3)	CHILDHOOD STORY WIGAN WORKSHOP WIGAN ACHIEVEMENTS
	6' PANELS (2)	TITLE GRAPHIC QUOTE 1 (DOUBLE-SIDED)

MICROSCOPES	NEEDLE NO MICROSCOPE (1)	MICROSCOPES (8)
INTERACTIVES	NEEDLE INTERACTIVE	TOOLS VIDEO
PHOTO OPS	WIGAN CUT OUT	PHOTO OP
THEATER	THEATER	

WIGAN FLOORPLAN - ORLANDO PLAN
SCALE: 3/16" = 1'

RIPLEY
ENTERTAINMENT, INC.
7576 KINGSPONTE PKWY #188
ORLANDO, FLORIDA 32819
(407).345.8010
WWW.RIPLEYS.COM

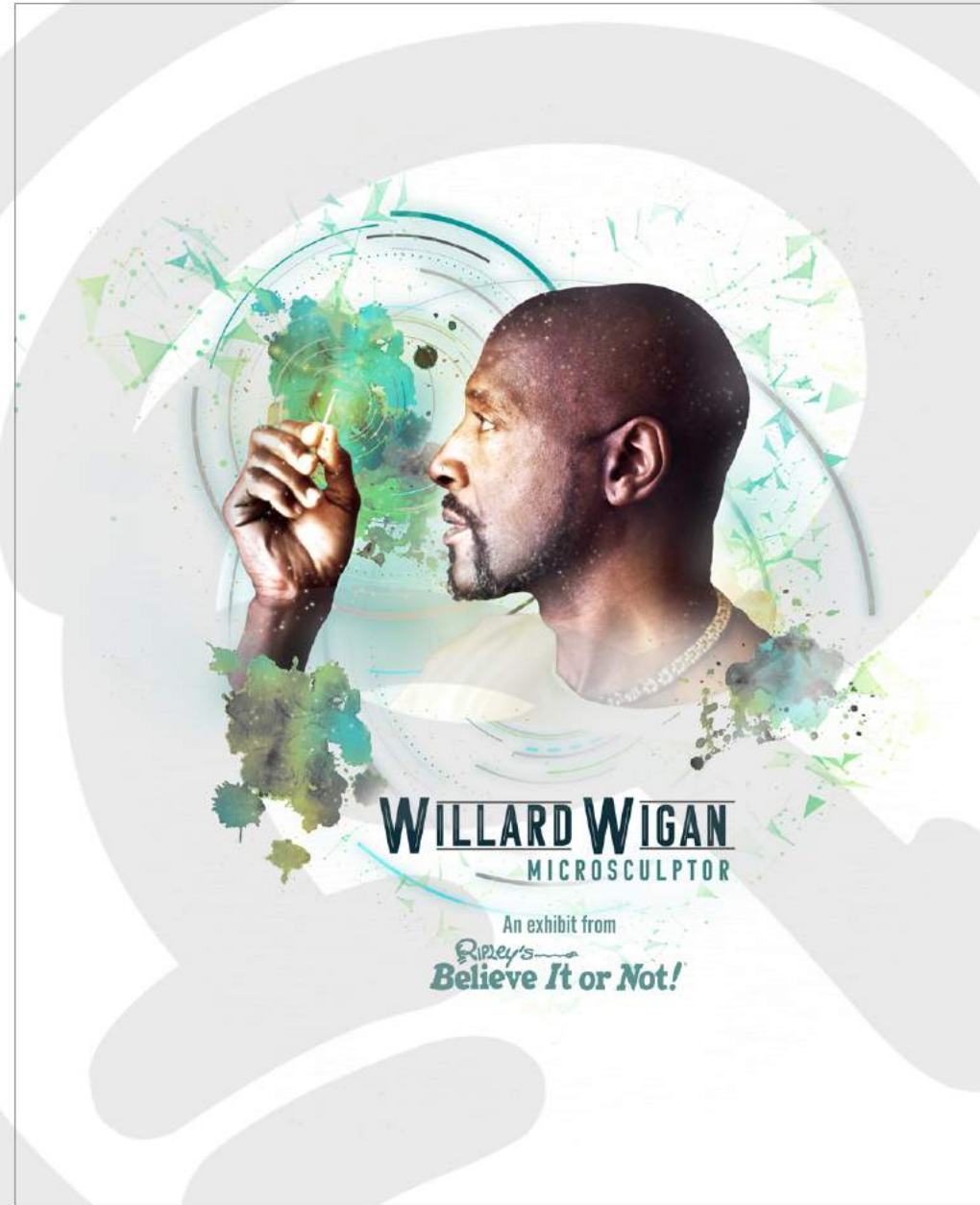
PROJECT LOCATION:
NOTES:

PROJECT TITLE:
Ripley's Believe It or Not!

DATE: 10-1-18
REVISED DATE: 9-6-19
SCALE: 1/8" = 1'

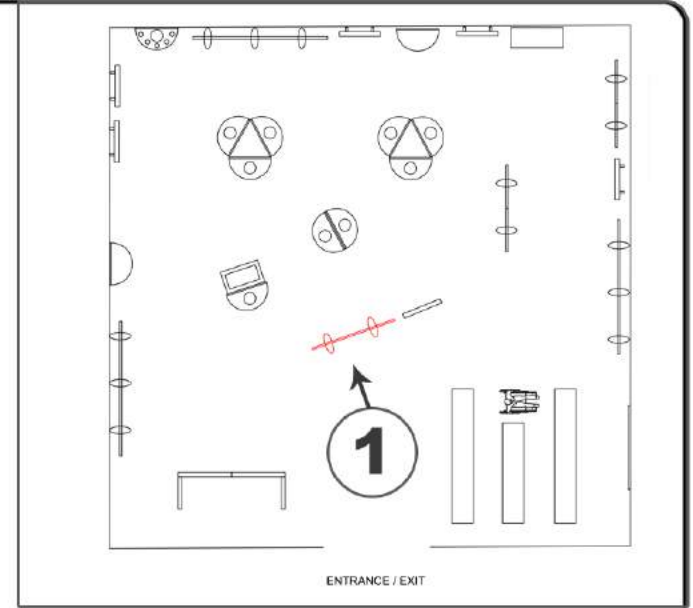
DRAWN BY:
C. COYLE
APPROVED BY:

SHEET #
WIGAN FLOORPLAN ORLANDO PLAN



1 TITLE GRAPHIC (1 PANEL)

KEY ELEVATION



RIPLEY
ENTERTAINMENT, INC.
7576 KINGSPONTE PKWY #188
ORLANDO, FLORIDA 32819
(407).345.8010

WWW.RIPLEYS.COM

PROJECT LOCATION:


NOTES:

PROJECT TITLE:
Ripley's
Believe It or Not!

DATE:
10-1-18
REVISED DATE:
9-6-19
SCALE:

DRAWN BY:
C. COYLE
APPROVED BY:

SHEET #



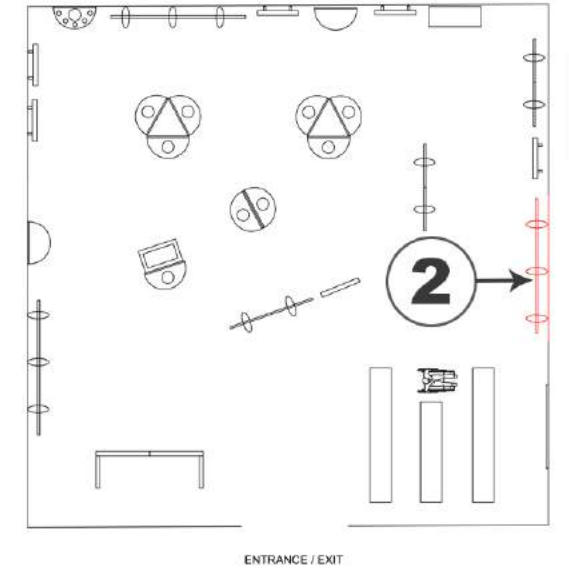
"Respect the Little Things"

-Zeta Wigans, Willard Wigans Mother

Willard's creative journey began at the early age of five years old. Often Willard would skip school to hide from the ridicule and harassment he was subject to at school for his dyslexia. He would spend this time building tiny houses and furniture for ants in his garden shed. When his mother found him, she discovered the tiny houses he was building and encouraged him to continue. This moment has influenced Willard throughout his career.

2 CHILDHOOD STORY

KEY ELEVATION



TM

RIPLEY ENTERTAINMENT, INC. 7576 KINGSPONTE PKWY #188 ORLANDO, FLORIDA 32819 (407).345.8010 WWW.RIPLEYS.COM

PROJECT LOCATION: NOTES:

PROJECT TITLE: Ripley's Believe It or Not!

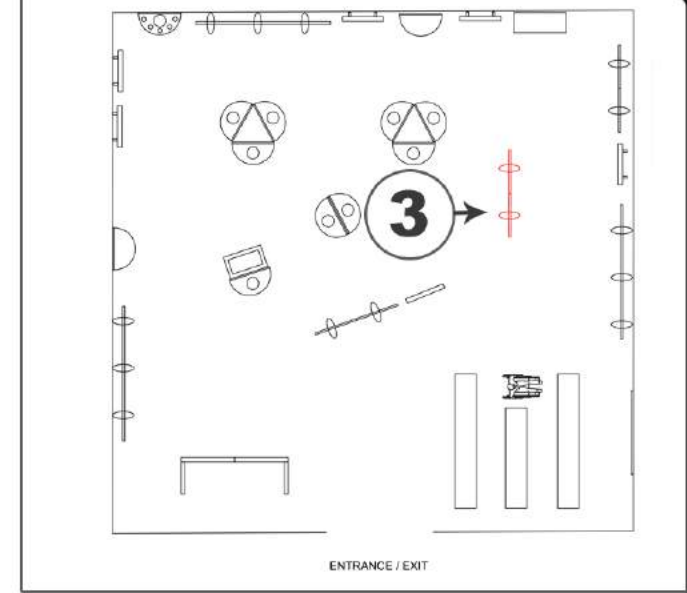
DATE: 10-1-18 REVISED DATE: 9-6-19 SCALE:

DRAWN BY: C. COYLE APPROVED BY:

SHEET #



3 WIGAN QUOTES (1 PANEL DOUBLE-SIDED)



KEY ELEVATION

RIPLEY
 ENTERTAINMENT, INC.
 7576 KINGSPONTE PKWY #188
 ORLANDO, FLORIDA 32819
 (407).345.8010
 WWW.RIPLEYS.COM

PROJECT LOCATION:
 NOTES:

PROJECT TITLE:
Ripley's
Believe It or Not!

DATE:
 10-1-18
 REVISED DATE:
 9-6-19
 SCALE:

DRAWN BY:
 C. COYLE
 APPROVED BY:

SHEET #



DYSLEXIA

How did Dyslexia change Willard's life?

"I want to inspire people especially those people who have a learning difference like me. If I never had this condition, I wouldn't be who I am today. I want to show them what can be achieved if you try." -Willard Wigan

Willard's Experience
 Unlike today, no one talked about dyslexia in the 1960s, and so young Willard's learning problems went undiagnosed. His teachers told him that he was stupid and would never amount to anything. They paraded him in front of the classroom, and when he could not do the work, one of his teachers pointed to him and explained to the class that, "Willard is an example of failure."
 Unfortunately, Willard was victimized over his learning disability as a child. However, he has been able to overcome his disadvantages and achieve a successful career as an artist.

What is Dyslexia?
 A disorder that involves difficulty in learning to read or interpret words, letters, and other symbols, but that does not affect general intelligence.

Famous Dyslexics

- Pablo Picasso - Painter**
Pablo Picasso paintings demonstrated the power of "dyslexic" imagination as well as raw or primary emotion and creativity within the human psyche.
- Steven Spielberg - Director**
One of the most popular and influential directors of all time, Steven Spielberg was diagnosed with dyslexia in 2007.
- Tom Cruise - Actor**
Tom Cruise grew up and succeeded despite poverty, frequent relocations, inadequate schooling and dyslexia.

Dyslexia affects over 40 million American children and adults.

4 DYSLEXIA

HOW SMALL?

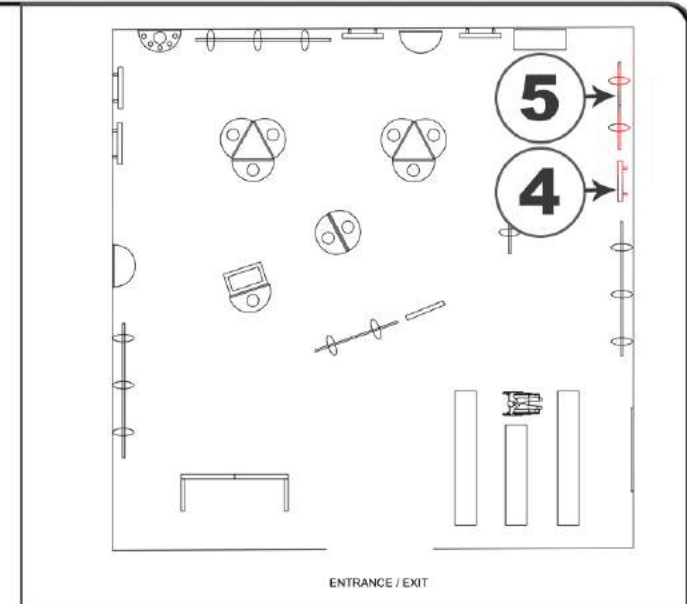
How small are Willard's sculptures?

"At school, I couldn't express myself and felt like nothing. I wanted to experiment with the world that we can't see." -Willard Wigan

That's a panther in the blade of a razor!

6" The actual size of a pen is 6 inches. The picture shows the tip of the pen next to one of the sculptures.

5 HOW SMALL



KEY ELEVATION

RIPLEY
 ENTERTAINMENT, INC.
 7576 KINGSPONTE PKWY #188
 ORLANDO, FLORIDA 32819
 (407).345.8010
 WWW.RIPLEYS.COM


PROJECT LOCATION:
 NOTES:

PROJECT TITLE:
Ripley's Believe It or Not!

DATE: 10-1-18
 REVISED DATE: 9-6-19
 SCALE:

DRAWN BY:
 C. COYLE
 APPROVED BY:

SHEET #



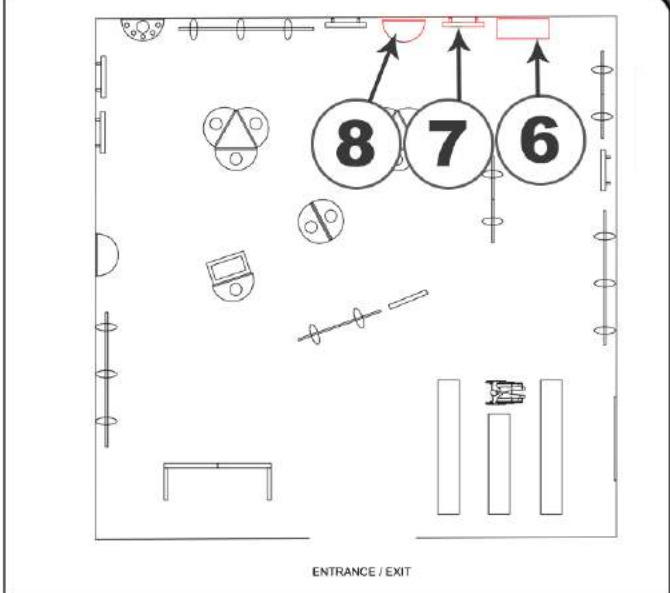
6 CAN YOU THREAD A NEEDLE



7 WIGAN'S ABILITIES



8 PULSE INTERACTIVE



KEY ELEVATION

RIPLEY
ENTERTAINMENT, INC.
7576 KINGSPONTE PKWY #188
ORLANDO, FLORIDA 32819
(407).345.8010

WWW.RIPLEYS.COM

PROJECT LOCATION:

NOTES:

PROJECT TITLE:
Ripley's Believe It or Not!

DATE:
10-1-18
REVISED DATE:
9-6-19
SCALE:

DRAWN BY:
C. COYLE
APPROVED BY:

SHEET #



WORKING PROCESS

What is Willard's work routine?

"When I'm not working I just keep quiet. I've trained my attention span, trained my patience, I will stay still for six hours – just deliberately sit there, doing nothing, no moving." -Willard Wigan

Willard can work for 16 hours at a time.
However, to achieve the mental and physical state of concentration to do this, he must meditate and be in the right atmosphere.

Process

- Meditation**
Willard takes as much time as needed to prepare himself for the strenuous concentration needed for working on his miniatures.
- Be completely quiet and still**
Willard must be extremely still and quiet while working with such minute materials.
- Slow Heartbeat**
Willard is capable of slowing his heart rate to 40bpm. This allows him time to work in between heartbeats and reduces hand tremors.
- Concentration**
Willard says working at that scale is a stressful process. To maintain the level of focus necessary and not get frustrated is not an easy skill to obtain. He's been training his body and mind for decades.

Conditions

- Night**
Working through the night has the least noise distractions.
- Dietary**
"I don't drink coffee or tea. No caffeine, no alcohol. I do practice, drink a lot of water, eat lots of salad, fill my body with lots of vegetables and fish." -Willard
- Social**
"No arguments. I don't want to argue with anybody. You can debate, but no arguments. Equilibrium." -Willard

Musical Influence
Sometimes Willard will listen to music while working. Some of the artists he enjoys are The Carpenters, Burt Bacharach, Stevie Wonder, Donny Hathaway, Marvin Gaye, The Beatles, Blood, Sweat and Tears, Hendrix, Santana.



9 WORKING PROCESS

"The microscopic world became my obsession" -Willard Wigan

Willard creates his microsculptures from a small bedroom in his apartment in Birmingham, England. He works in the dead of the night, when it is the most quiet and for several hours at a time. Besides the physical challenges and skill level of working at such a small scale, other elements can effect his work. Such as static electricity from him piecing together a sculpture or even a piece of dust falling into his work space can destroy hours or weeks of work.

Before he was a successful artist...
For two decades, Willard worked during the day in a factory and sculpted his miniatures at night. He also had a job as a live mannequin for a clothing store. Here he could practice staying still and holding his breath for long periods of time.

The slightest movement could ruin a sculpture. Willard must work in a small, quiet space without interruptions.

Willard has his tools specially designed for sculpting miniatures.

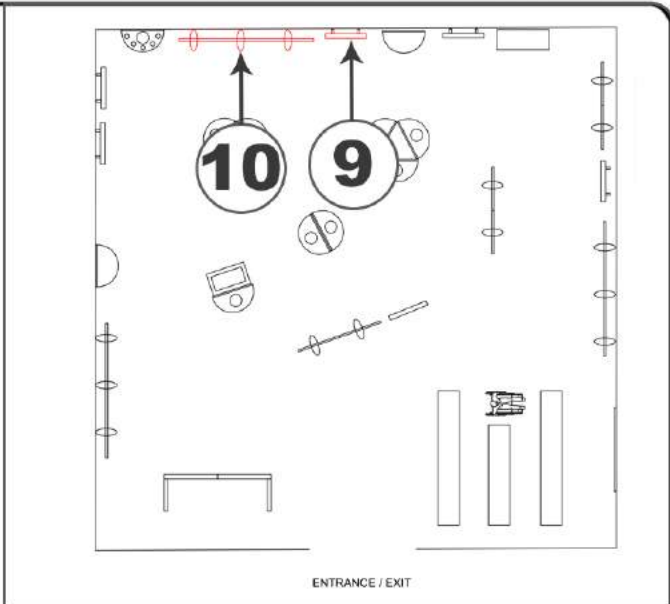
Willard's desk is surrounded with necessary materials and supplies.

Willard's sculptures are so tiny, it can be almost impossible to see unless you use a microscope.

Willard in his home studio space in Birmingham, England.



10 WIGAN WORKSHOP



KEY ELEVATION

RIPLEY
ENTERTAINMENT, INC.
7576 KINGSPONTE PKWY #188
ORLANDO, FLORIDA 32819
(407).345.8010

WWW.RIPLEYS.COM

PROJECT LOCATION:

NOTES:

PROJECT TITLE:
Ripley's Believe It or Not!

DATE:
10-1-18
REVISED DATE:
9-6-19
SCALE:

DRAWN BY:
C. COYLE
APPROVED BY:

SHEET #





TINY TOOLS

How does Willard use his handmade toolset?

"I make microscopic tools – tweezers made from eyelashes, acupuncture needles flattened into little hooks – and crush paint, as I can only use the tiniest molecules of it."

Willard Willard

11 TOOL VIDEO PANEL

MATERIALS & SUPPLIES

What types of materials does Willard use in his art?

Willard works with a variety of materials. Most materials used are household items like a grain of salt or a speck of dust floating in the air.




- TINY PIECE OF BIRCHWOOD
- GLUE
- SUPER GLUE
- SPECK OF GOLD
- ACRYLIC PAINT
- GRAIN OF SALT
- GRAIN OF SALT
- DUST

12 MATERIALS

METHOD AND TECHNIQUE

How does Willard create his minatures?

Each sculpture has its own challenges, but with practiced techniques, Willard is able to put together these intricate microscopic works of art. As an example, take a look at how Willard put together the Huf Haus sculpture.

Huf Haus sculpture

How was it created?

Using the edge of an "oil stone" or sharpening stone, Willard took tiny pieces of glass and rubbed them on the stone using his homemade tweezer tool to get straight angles. He then used pieces of a fiber from his shirt to create the black beams. Spider web was used as an adhesive to pebble it all together.



Huf Haus History

A popular type of prefabricated home design developed in Germany in the 1920s by the architect, Johann Huf.

Tools

- Tweezers**
The tweezer was made from a hair clip with rubber attached to the end.
- Oil Stone**
Also known as a "sharpening stone", Willard used it to create straight angles on glass.

Materials

- Spider Web**
Strands of a spider web were used as an adhesive.
- Fiber Material**
Willard took a fiber from the shirt he was wearing.
- Glass**
Tiny pieces of glass were used to construct the sculpture.

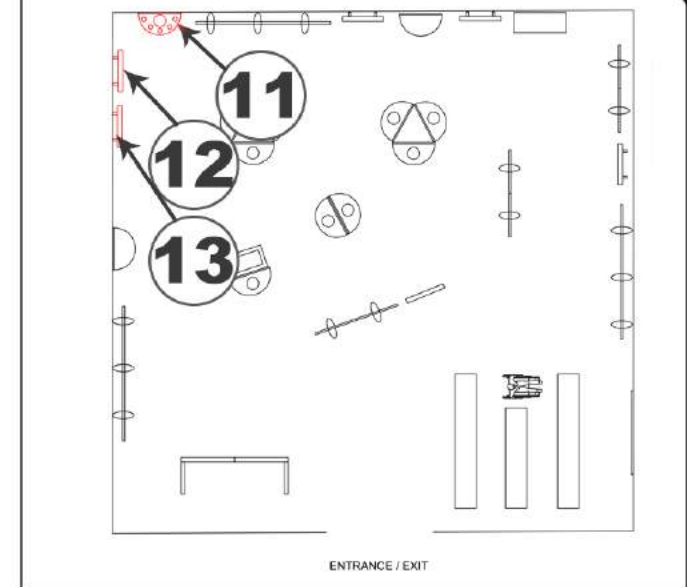
Challenges

- How to make square pieces of glass?
- How to glue together several tiny specks of glass?

Second Try

Willard had to make this sculpture twice. The first one collapsed and floated away. After reevaluating his approach, he was able to complete this one.

13 METHODS



KEY ELEVATION

RIPLEY
ENTERTAINMENT, INC.
7576 KINGSPONTE PKWY #188
ORLANDO, FLORIDA 32819
(407).345.8010

WWW.RIPLEYS.COM

PROJECT LOCATION:

NOTES:

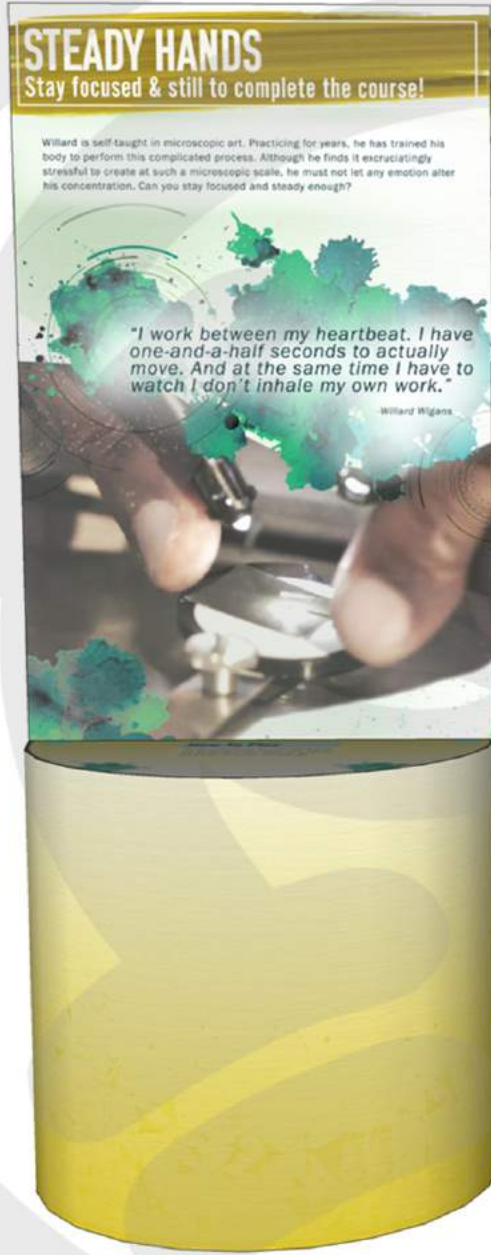
PROJECT TITLE:

Ripley's
Believe It or Not!

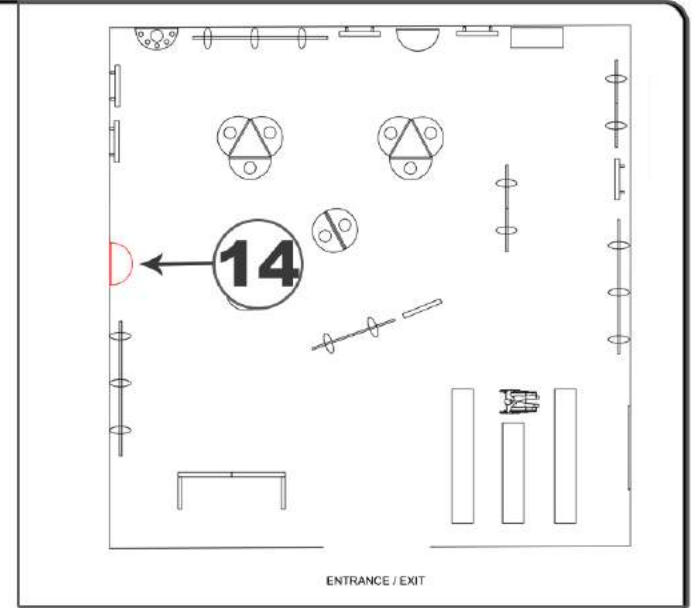
DATE:
10-1-18
REVISED DATE:
9-6-19
SCALE:

DRAWN BY:
C. COYLE
APPROVED BY:

SHEET #



14 WIRE INTERACTIVE



KEY ELEVATION

TM

RIPLEY
ENTERTAINMENT, INC.
7576 KINGSPONTE PKWY #188
ORLANDO, FLORIDA 32819
(407).345.8010

WWW.RIPLEYS.COM

PROJECT LOCATION:

NOTES:

PROJECT TITLE:
Ripley's
Believe It or Not!

DATE:
10-1-18
REVISED DATE:
9-6-19
SCALE:

DRAWN BY:
C. COYLE
APPROVED BY:

SHEET #



"I was told I would become nothing. Now I am showing people how big nothing is." -Willard Wigans

Q/A with Willard

Q What's your favorite sculpture?
The Last Supper

Q Why?
Because of the movement and amount of figures in the sculpture. It was very challenging

Q What is the strangest thing to happen to you?
I once swallowed one of my pieces, Alice and Wonderland. I'd got the Mad Hatter, the teapot, the Hare, the Dormouse, and the Rabbit, so Alice was last. And I got the shape of her, and painted her with an eyelash, and then I went to put her behind a chair, and my mobile phone went off. And you know when your mobile phone goes off when you don't want it to, the first thing you do is inhale. And there was no more Alice.

Q So do you feel like you're getting better at your work?
Oh yeah, I'm getting better. The world hasn't seen Willard Wigan yet. They're going to see a lot more. My mum used to say "Be the Muhammed Ali of microscopic work." I used to see him on TV going "I am the greatest," and I thought "Yeah, I'm going to become that." He's someone who has really inspired me. I love artists like Michelangelo, Salvador Dali, Henry Moore. I look up to greatness. It doesn't matter if it's art or tennis or football, I like seeing greatness. And I hope that I'm an inspiration to other kids who have autism. Not just people with autism, anyone with low self-esteem. I'm here to deliver the smallest, biggest message in the world.

Willard's Achievements

1995 National Award
Most Excellent Order of the British Empire
Willard was awarded a MBE by Prince Edward for his contributions to the arts.

2000 U.S. Art Exhibitions
Between 2009 and 2010, Willard has several exhibitions in the U.S.

2007 Guinness World Record
Smallest Sculpture made by hand
The sculpture "Golden Toyer" becomes a Guinness World Record. It measures at 3 microns, which is smaller than a human blood cell.

2009 TED Global Conference
"Hold your breath for Micro-Sculptures"
Willard was invited to speak at TED Global in Oxford, UK in July of 2009.

2010 Royal Commission
Willard sculpt the Queen's portrait on a coffee bean for the Diamond Jubilee of Elizabeth.

2012 Doctorate Degree
Willard received an honorary doctorate from the University of Warwick in recognition of the significant contributions that he has made to art and sculpture.

2013 Guinness World Record
Smallest Sculpture made by hand
Willard received his second world record for his work titled "The Beginning".

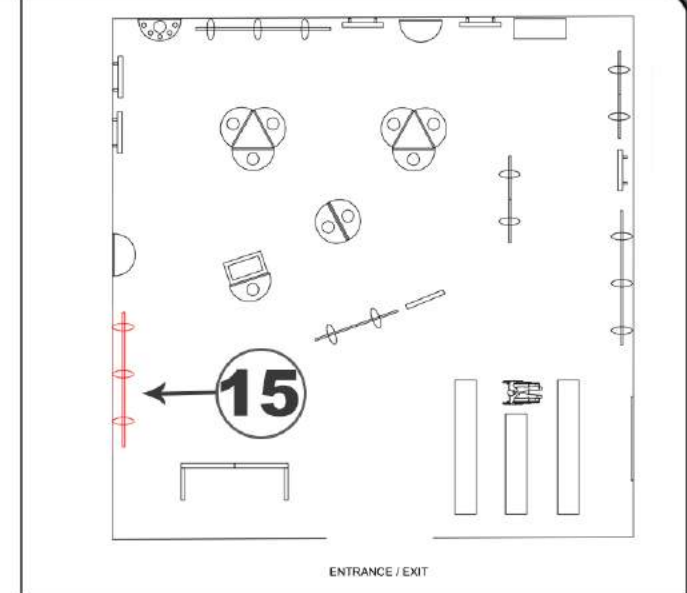
2018

Film Credit
An Eye on X
A short film about Wigan carving ten pieces of American back behind Malcolm X to commemorate his visit to Smallwood, Birmingham in 1963.

Film Credit
Willard
A short film about Willard's childhood and how he started creating microsculptures.

Television Appearance
Tonight Show
Willard makes a guest appearance on the Tonight Show with Conan O'Brien.

KEY ELEVATION



15 WIGAN'S ACHIEVEMENTS

RIPLEY
ENTERTAINMENT, INC.
7576 KINGSPONTE PKWY #188
ORLANDO, FLORIDA 32819
(407).345.8010

WWW.RIPLEYS.COM

PROJECT LOCATION:

NOTES:

PROJECT TITLE:
Ripley's Believe It or Not!

DATE:
10-1-18
REVISED DATE:
9-6-19
SCALE:

DRAWN BY:
C. COYLE
APPROVED BY:

SHEET #



Front Concept Render



1

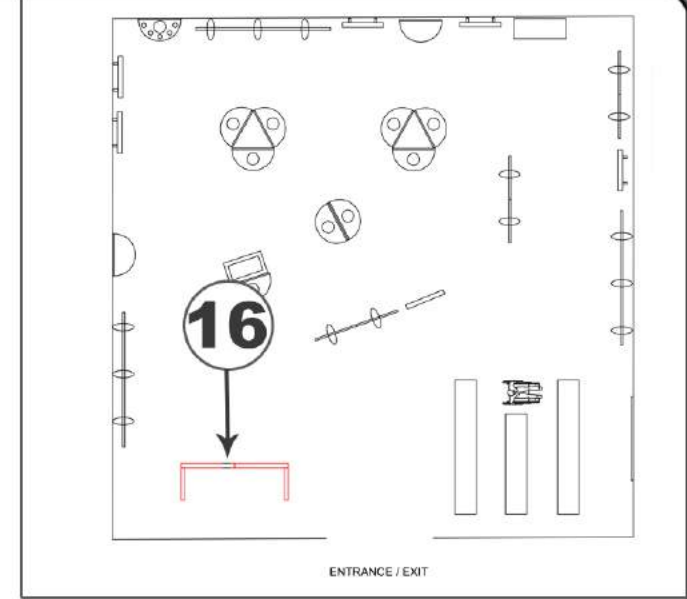
2

DOORS (2)

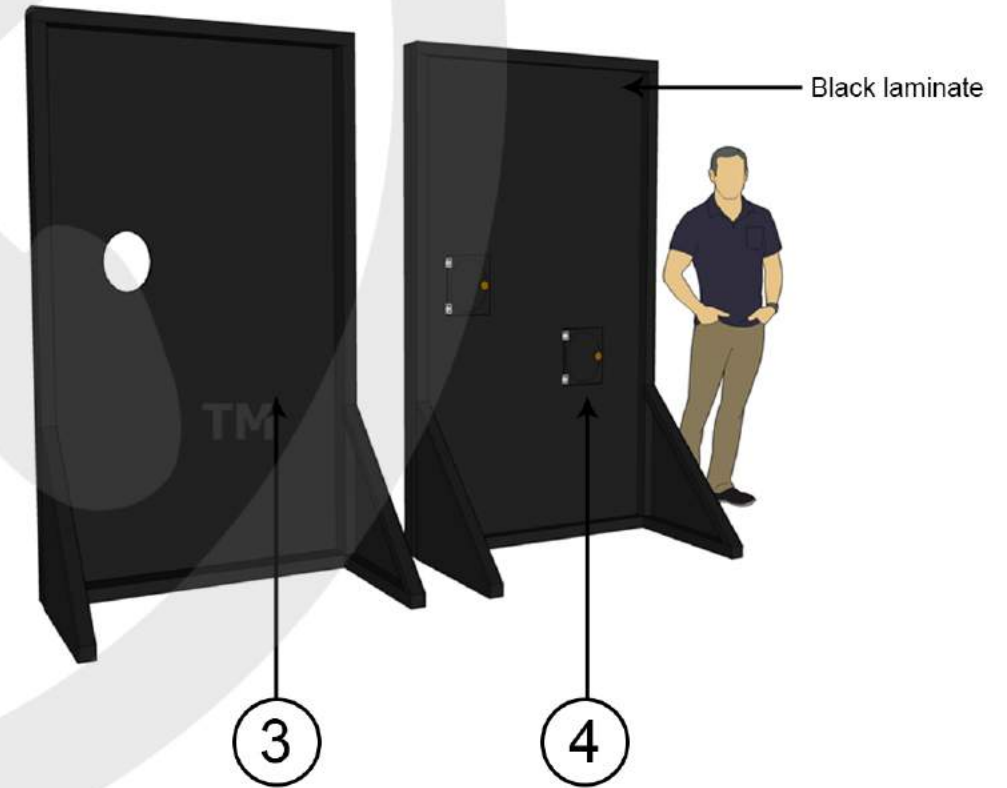
Kickplate

16 WIGAN'S PHOTO OP

KEY ELEVATION



Back Concept Render



Black laminate

3

4

RIPLEY

ENTERTAINMENT, INC.
7576 KINGSPONTE PKWY #188
ORLANDO, FLORIDA 32819
(407).345.8010

WWW.RIPLEYS.COM

PROJECT LOCATION:

NOTES:

PROJECT TITLE:

Ripley's
Believe It or Not!

DATE:
10-1-18

REVISED DATE:
9-6-19

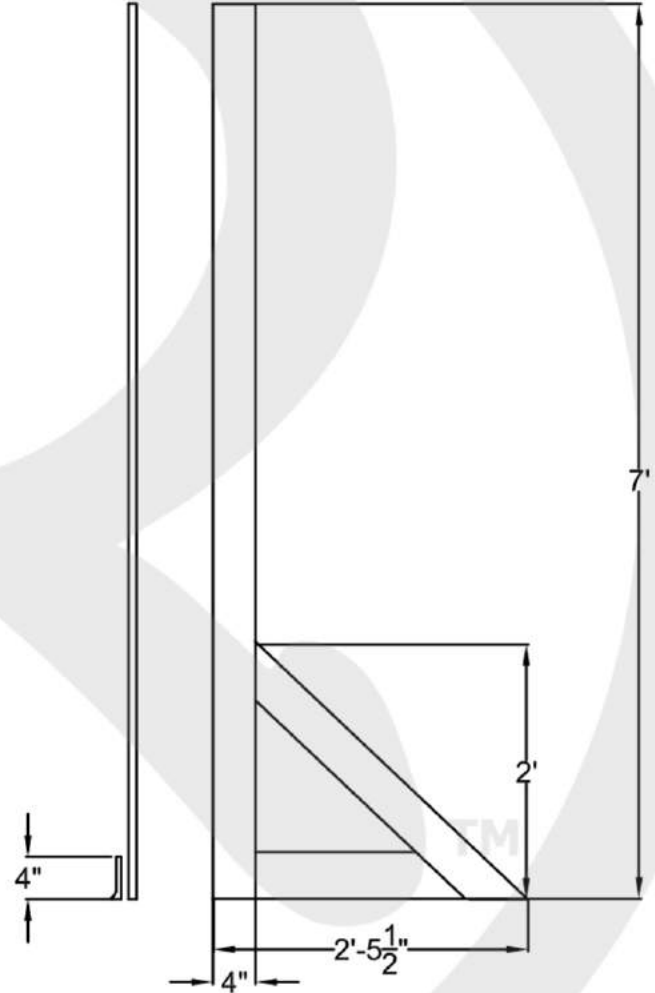
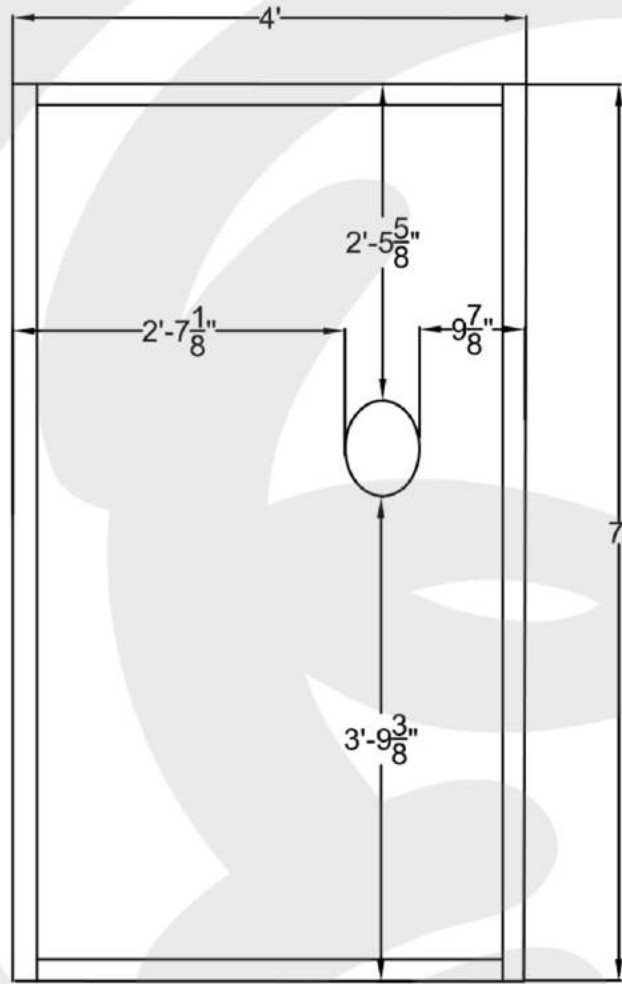
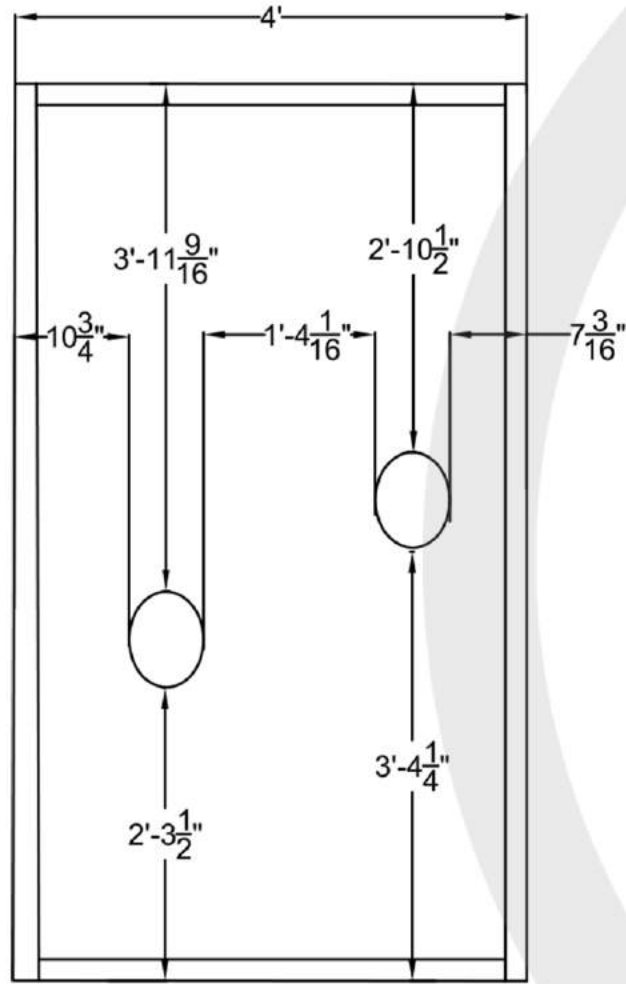
SCALE:

DRAWN BY:

C. COYLE

APPROVED BY:

SHEET #



1 FRONT ELEVATION
SCALE: 1/2"=1'

2 SIDE ELEVATION
SCALE: 1/2"=1'



CONCEPT RENDER

RIPLEY
ENTERTAINMENT, INC.
7576 KINGSPONTE PKWY #188
ORLANDO, FLORIDA 32819
(407).345.8010

WWW.RIPLEYS.COM

PROJECT LOCATION:

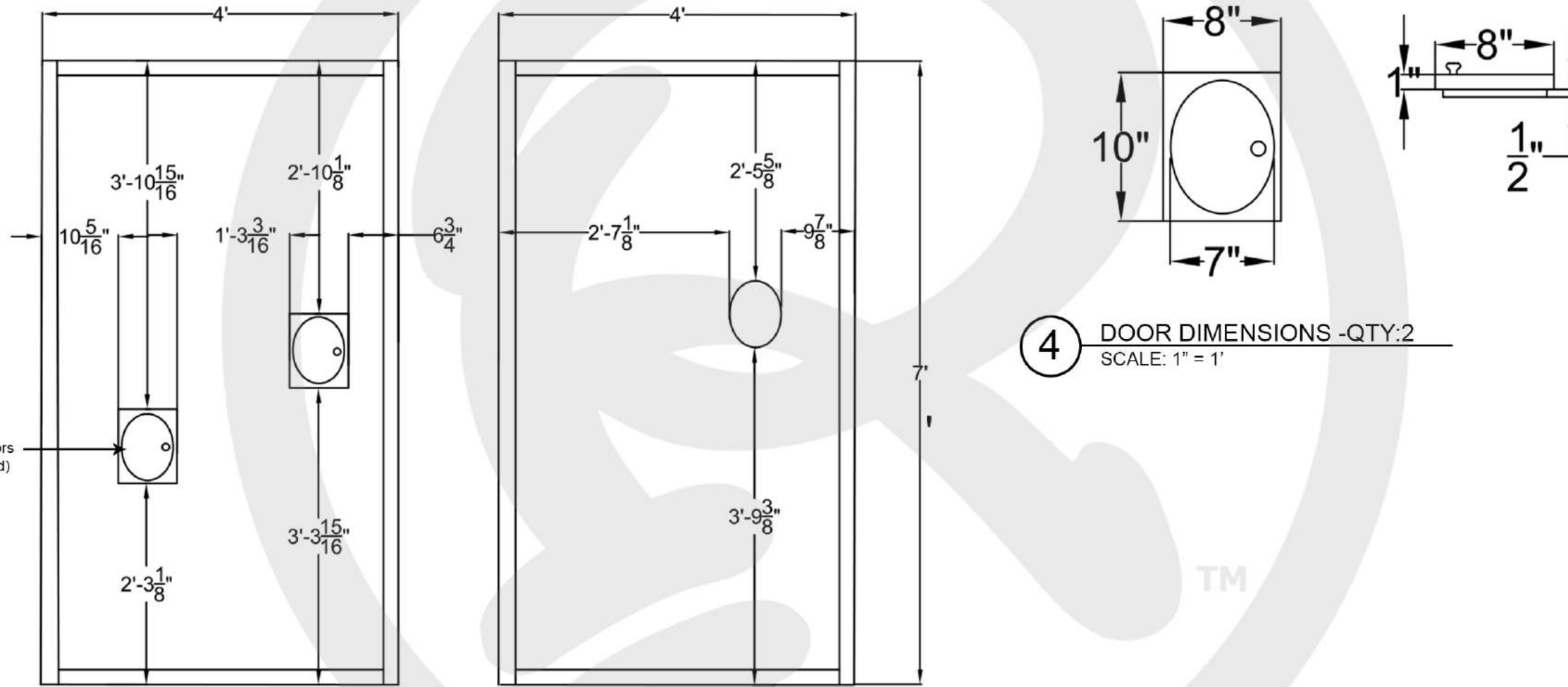
NOTES:

PROJECT TITLE:
Ripley's Believe It or Not!

DATE:
10-1-18
REVISED DATE:
9-6-19
SCALE:

DRAWN BY:
C. COYLE
APPROVED BY:

SHEET #



Piano hinges to support doors
(not pictured)

3 BACK ELEVATION
SCALE: 1/2" = 1'

4 DOOR DIMENSIONS -QTY:2
SCALE: 1" = 1'

TM

RIPLEY
ENTERTAINMENT, INC.
7576 KINGSPONTE PKWY #188
ORLANDO, FLORIDA 32819
(407).345.8010

WWW.RIPLEYS.COM

PROJECT LOCATION:

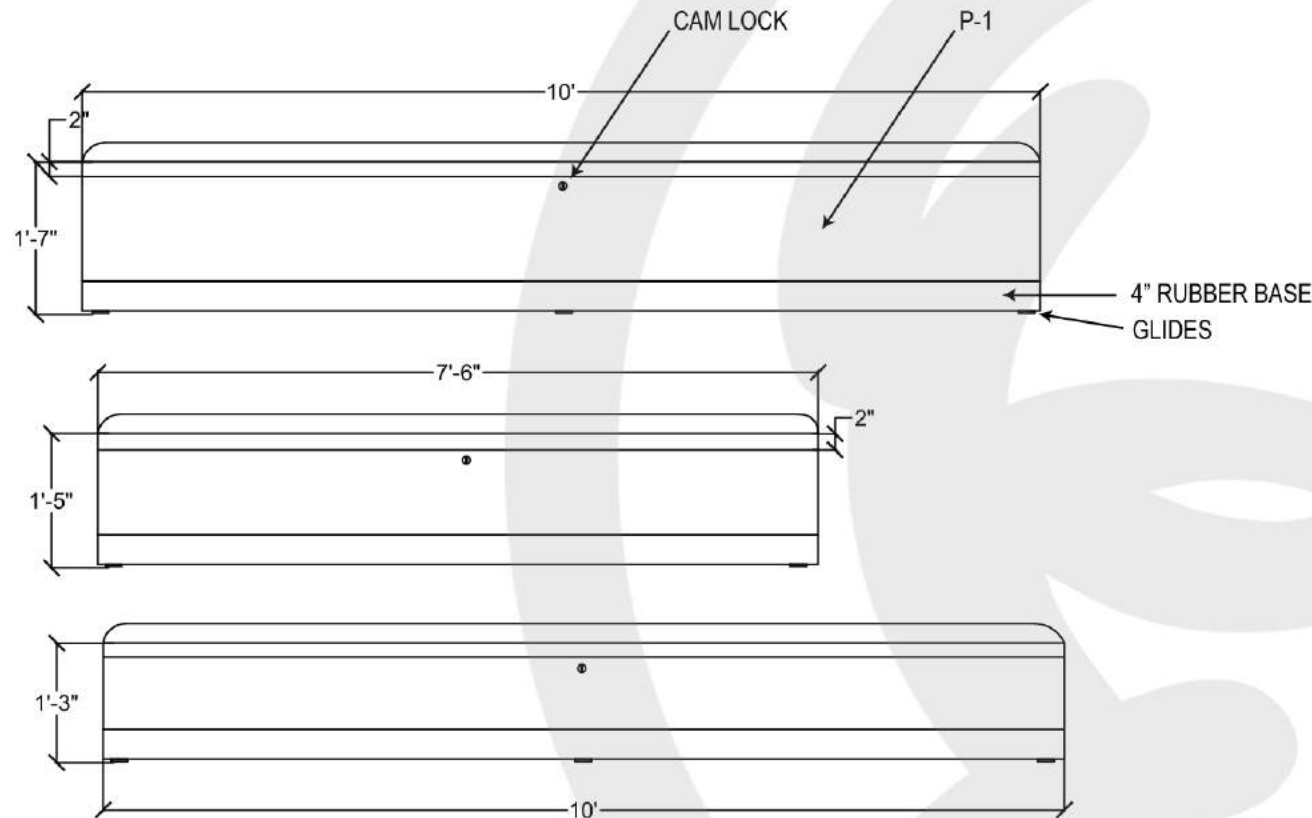
NOTES:

PROJECT TITLE:
Ripley's
Believe It or Not!

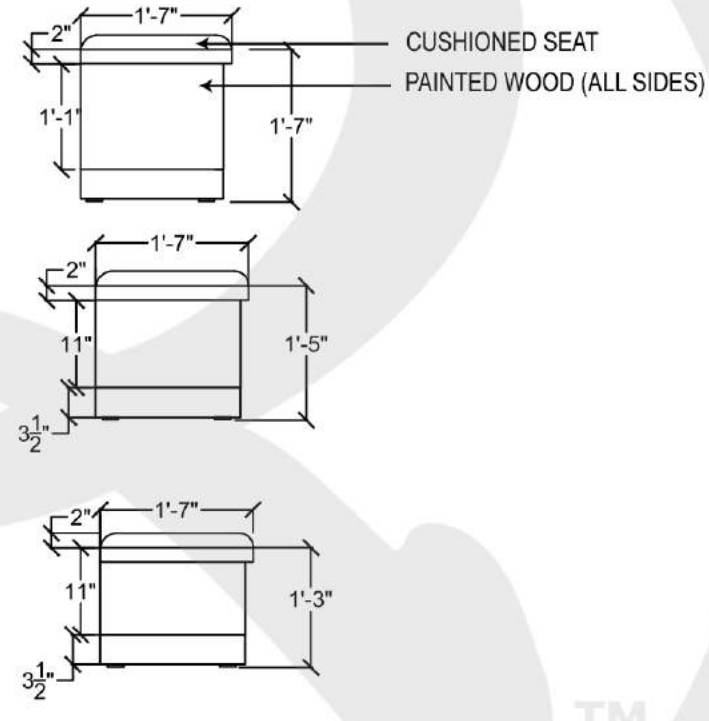
DATE:
10-1-18
REVISED DATE:
9-6-19
SCALE:

DRAWN BY:
C. COYLE
APPROVED BY:

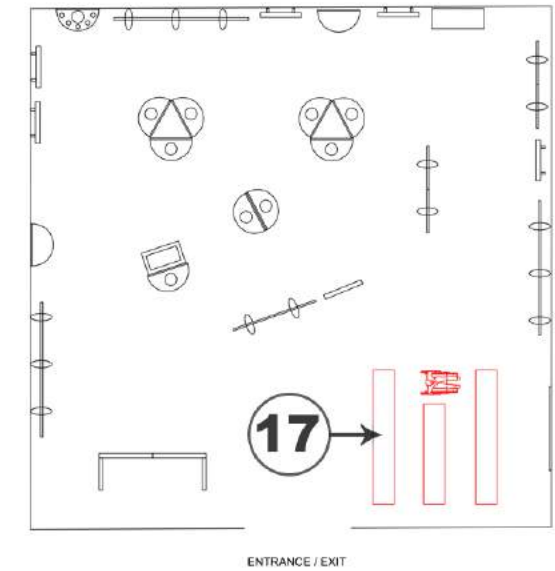
SHEET #



1 FRONT ELEVATION
SCALE: 1/2"=1'



2 SIDE ELEVATION
SCALE: 1/2"=1'



KEY ELEVATION

COLOR OPTION 1

	P-1 [PAINT 1] SW 6776 BLUE NILE
--	---------------------------------------

COLOR OPTION 2

	P-1 [PAINT 1] SW 6496 OCEANSIDE
--	---------------------------------------

NOTES:

Fabric color for cushioned seat to match paint color.
Use black rubber for kickplate

17 BENCHES

RIPLEY
ENTERTAINMENT, INC.
7576 KINGSPONTE PKWY #188
ORLANDO, FLORIDA 32819
(407).345.8010

WWW.RIPLEYS.COM

PROJECT LOCATION:

NOTES:

PROJECT TITLE:
Ripley's Believe It or Not!

DATE:
10-1-18
REVISED DATE:
9-6-19
SCALE:

DRAWN BY:
C. COYLE
APPROVED BY:

SHEET #



Wigan cut out graphic

NOTES

Utilize existing stands (Qty:2) - See reference image

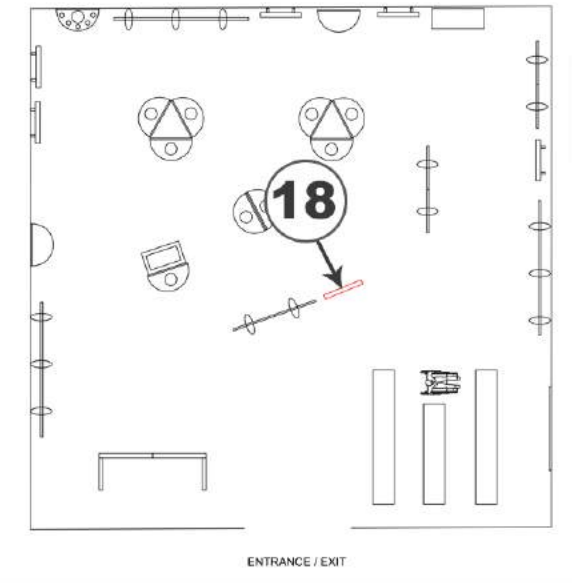
3/4" Thick plywood for cut-out

Use black laminate for the back and sides of cut out

Have 20"x 20" black laminate base on back of cutout for stands.

SAV to be installed onsite

TM



KEY ELEVATION



Stand Reference Image

18 Wigan Cut-Out Figure

RIPLEY

ENTERTAINMENT, INC.
7576 KINGSPONTE PKWY #188
ORLANDO, FLORIDA 32819
(407).345.8010

WWW.RIPLEYS.COM

PROJECT LOCATION:

NOTES:

PROJECT TITLE:

Ripley's
Believe It or Not!

DATE:

10-1-18

REVISED DATE:

9-6-19

SCALE:

DRAWN BY:

C. COYLE

APPROVED BY:

SHEET #